

~~SECRET~~

INSCOM

GRILL FLAME

PROGRAM

SESSION REPORT

CLASSIFIED BY:MSG,DAMI-ISH

DATED: 051630ZJUL78

NOT RELEASABLE TO FOREIGN NATIONALS REVIEW ON: May 2001

~~SECRET~~

GRILL FLAME

copy 1 of 2 copies

~~SECRET~~

SUMMARY ANALYSIS

REMOTE VIEWING (RV) SESSION DCC-63

1. (S/NOFORN) This report documents a remote viewing session conducted in compliance with a request for information relevant to an ongoing ITAC-CRD project.
2. (S/NOFORN) The remote viewer's impressions of the target are provided as raw intelligence data, and as such, have not been subjected to any intermediate analysis, evaluation or collation. Interpretation and use of the information provided is the responsibility of the requestor.
3. (S/NOFORN) The protocol used for this session is detailed in the document Grill Flame Protocol, AMSAA Applied Remote Viewing Protocol (S), undated.
4. (S/NOFORN) Following is a transcript of the viewer's impressions during the remote viewing session. At TAB A are drawings made by the remote viewer reference his impressions of the target site. At TAB B is target cuing information provided the remote viewer. At TAB C are analyst's comments during the session.

NOT RELEASABLE TO FOREIGN NATIONALS

~~SECRET~~

~~SECRET~~

TRANSCRIPT

REMOTE VIEWING (RV) SESSION DCC-63

TIME

- #13: This will be a remote viewing session for the 29th of May 1981 at 0900 hours.
- This will be a pre-session brief. I'm going to hand you the old sealed envelope here.
- #31: May I have the envelope please?
- #13: You have it. And-
- #31: And now-
- #13: This is your target for today.
- #31: 64,000 dollar question. Are we running?
- #13: Yes, we're running.
- #31: Okay. Is there anything else you need to tell me?
- #13: There's, um, as far as I know there's nothing else I need to tell you, and you have the envelope and you have approximately 22 minutes to prepare yourself for this session. Do you have any questions at this time?
- #31: Nope, I'm okay.
- #13: Okay. Off the tape here. How do you read me, control?

0900 Relax. Relax now. Focus now in the present time solely and completely on the target area which is in the vicinity of the coordinate contained within the envelope which I have given you. Focus solely and completely on the target area. Go to the target and describe the area to me.

PAUSE

- +03 #31: I'm getting a.....first, uh, feelings of about a..vanes, thin vanes...like partitions, or very thin...snow fences at very different angles. They're gray and very thin. I don't know what, uh, magnitude I'm at. Then there was a cone shape like a same vane thing, like a, uh, upside down funnel, which I took to be a shelter roof of some kind..
- #13: Describe your relative position to this cone shaped funnel.

~~SECRET~~

~~SECRET~~

- #31: I seem to have been above it, and back from it, looking at it at an angle. I'm having a little trouble with distance and magnitude so far. Let me relax for a second and try some more.....
- +05      #31:      Oops... I'm standing on something that is, uh...sleekly sloping metal... Like I am..and it slopes down, like I'm on the nose of an aircraft or some metallic body. I had the feeling I was about 10 feet off the ground. There was this gentle slope with my feet..and that the, uh, what I was standing on was reflective and gently curved, like a fuselage would be, or a..or a, uh, like a submarine body would be. But I felt like I was above the ground.
- +06      #13:      At this time look around you and describe the surrounding features.
- #31:      My feeling is that, uh, to my right I'm sort of angled at about two..two o'clock on this, uh, metal thing. Maybe it's a pipeline or something, I don't know. It's round and metal. To my right...let me look.
- +07
- #13:      Take your time.....
- +08      #31:      There appears to be a...sort of.....open brown bumpiness, like a, uh.. To the right is like a cleared, uh, unfinished earth and, uh, bumps. Like you would see around a construction site. And a feeling that far away like 100 yards to the horizon is a...a tree line, something way over there, something that you would expect around a big, open cleared area. Um.....
- +09      #13:      And to your left?
- #31:      Okay..... My, uh.....
- #13:      Continue.
- +10      #31:      I wanna make sure of the purity of my feeling that I am..alongside this, uh, something is bigger to my rear and left, looming feeling, a looming feeling. And that I am..right up near it... Like I'm right outside a large structure that looms up over my left shoulder... And, uh, this thing that I'm getting this feeling on that I'm on is some sort of a..pipeline that slopes down into the ground, and maybe four or five feet in diameter. It just happened this is sloped down into the ground and disappear in front of this largeness. And it's something associated to this largeness. It goes down in the ground... Then that is a...I have to be careful of the purity as though I'm to the right and front of a overhang area. Looking to my left at about 10:30 at about 50 yards is, uh, 50 feet..is a, uh, square blockish overhand off the front of this structure that is beginning to make me feel like the very large structure that I worked about a week ago.

2  
~~SECRET~~

~~SECRET~~

- +14 #13: Move now, looking in the same direction, about 11:00 to your left, move now about one and a half kilometers and describe your impressions.....
- +15 #31: I'm getting some sort of a, uh, curved semi-circular pattern that has a... Inside the semi-circle are little semi-circles as though the...as though they would be where someone put their fingers in a...a grip type situation. But the feeling was that this was a pattern on the ground, a horizontal pattern with some sort of concrete feeling to it. Um.....quite out of nowhere the curviness became just now a quonset-type hangar structure, forward face of it. The feeling that I'm standing in a large, or not large, but an expansive cement, flat, reflective concreteness. And this curved thing took on a three dimensional feeling of..a hanger shape, curved roof, hangar, loaf.
- +17 #13: Stand on top of the structure. Stand on top of the structure and describe the surrounding area to me.
- #31: I got a, uh, in the direction that is, uh, looking down the main line of the building, I went up on top of it. And there's this feeling of large verticalness again at 10:00, like I was reminded of a large radio tower or a, uh, the thing at King's Dominion. Large vertical steel girdering thing that seems to be maybe a..I seem now to be in an area of more complexity because in between me and it, which is about a, maybe a half a k. away is a, I'm feeling the bumps and the angles of intermediate roofs of other structures that feel like, uh, has the atmosphere of an installation, a base. Uh, a well-kept military place, as opposed to a village or a city. Uh, I'm reminded of a, uh, quiet, uh..non-mainline airfield, airbase. Like...
- +18 #13: What are the experiences, #31, that make you feel this is a military base or a non-mainland-
- #31: I don't know. The, uh, atmosphere, the smell, the feeling is reminiscent of a place like that. Places that I've been remind me of this, or this reminds me of them. And the important thing is the feeling of non-mainline, more a back, uh, transport base or something like that that is not a....not a heavy activity base. It seems too manicured, well-cut and quiet. It's very quiet... Anyway, that's the atmosphere of it.
- #13: Let me understand further here. Are you saying this is like an airbase or it is an airbase?
- #31: It is like an airbase. It may even have a, uh, small pad, small field. But when I say it's non-mainline I am not saying it's a fighter base or a sack base. I'm saying it's like Orlando Air Force Base. They mess around with something else and just happen to have an airfield there. But they're not plane people. They don't fly planes for a living so much as they use planes to do what they really do. I don't know, it's sort of a funny feeling.

~~SECRET~~

~~SECRET~~

- #13: Move now to a view at which you can take in the entire air base, the entire area.... At this view, recall for later use what you see and number of buildings and their relative location to each other.... A minute ago you said there was possibly a runway there. From this overhead view can you see any structures?
- #31: Yeah.
- #13: That would describe a runway?
- +24 #31: That was a..once I went up to 10,000 feet, directly to my rear, what woulda been my rear on the ground, was a, uh..a, uh...is a, uh, off-sided "X", with a..much more stem on the top two than on the bottom two.
- #13: Describe the level of activity here for me.....
- +25 #31: I have a....some reason the aircraft, when I went back down to the airfield, back down to the airstrip to stand in the middle of it, first image I had was some sort of a tactical fighter aircraft taking off. But the feeling was that it was a lone aircraft. Something that had very swooping wings, like a bird of prey has. And, uh...and the feeling was that this was still a rarity, even though there was attack aircraft at the place, and that that was maybe there for some other reason and..I don't know. Like a layover or a..some fluke. A meter reading is, uh, slightly above low. Activity not quite medium, not anywhere near medium activity. Feeling of a...really odd feeling that maybe they get one cub a week. One cub type aircraft a week. And, uh, I sorta can see this feeling over on the..far away from me, that it's like a transport, a cub that brings in stuff, and takes out stuff. But it's way over on the distance, way up near the buildings....
- +29 #13: Move now to the cone shaped funnel that you described to me earlier. When you are there..describe your impressions of the importance of this area.
- PAUSE
- #31: I'm having trouble describing it, other than...
- #13: What is the level of activity in this area?.....
- #31: Other than the thing that is, looks like it's a cap on top of a large mass of tank structure. Like it's a, uh, shield.. ceiling shield, roof shield. But it's separate, it's as though it is not actually part of the large thing that it shields from above. And the rest of the feeling in this area is the one of vanes, skinny partition walls for..obscuring sight possibly, which are free standing. I'll work on activity now.
- #13: Take your time.

~~SECRET~~

~~SECRET~~

#31: I see people, appears to be things, some things which are associated with possibly construction because I..I'm getting this feeling of people on ladders, which are pushed up against these walls or vanes. This is the place where I had the feeling of the cleared earth before.

+32 #13: Continue.... Describe the dress of these people.....

#31: There appears to be quite some activity in the area. Basically a, uh, appears to be a routine- not a routine, a regular construction or maintenance level, I think it's more construction. And, uh, about the middle construction phase. God knows what they're building, but the feeling is that there are, uh, an average unhurried number of people here doing what it is they're doing, and not a crash project with many, many people getting in each others way.

The dress is of a feeling of a tan coverall, earthen tan coverall feeling, but it does not look as though it's a carpentry coverall, not a masonry coverall, and it does not feel like there's nails and jingling and banging going on. Nor does it feel that there is painting or slopping of mortar or masonry going on. It's almost as though the erection or fabrication or construction is being done, can be accomplished only with like a stamping things into place, like a pre-fab situation in which there's not much real down to earth muddy labor. Let me look around and see if there's anything else on that... I keep seeing this one guy on the ladder, it's like he's building this wall by..lifting up this real thin and light material and putting it lengthwise on its side..on its edge above another piece, edge to edge so that...like putting up this vertical plane, piece by piece. Uh...still get the feeling this is all going on outside, which I can't understand, but..usually outside stuff would be much more substantive and heavy than this light inner workings, pre-fabrication feeling. I'm not getting much of any other type of clothing other than a coverall, laborer, protective type clothing feeling.

#13: Okay-

#31: Maybe a cap here or there or..a cap like a painter would wear, an unvisored head cap, uh, skull cap. And that's about it.

#13: Are they military or civilians?.....

#31: I'm getting a, uh, heavy mix of civilian... I lean toward the civilian side and the labor side anyway. The labor or technician side is civilian.

#13: Move to an altitude where you can see this particular area rather well. And describe the number of buildings in the area....

~~SECRET~~

~~SECRET~~

- #31: I only get the feeling of maybe four. Seems to be one as I went up, there seemed to be one which was taller than other.. Sort of in the back. But there seemed to be three or four others that were lower...sort of a round, and they were in a circular area. Or the area around them appeared to be like in a circle. That's about all I'm gonna be able to do #13.
- #13: Okay. At this time then I will give you the opportunity to relax a little bit and collect your thoughts, um, and add anything that you would like to add further about the area. It's function, purpose, whatever..... Is there anything else you'd like to add?
- #31: No.
- #13: All right. Then I guess we'll stretch and move around and fart and groan and prepare to draw.
- All right, we're back on tape and, uh, #31's now going to, um, narrate his sketches and do a debrief here. Okay, so.
- #31: Okay, sketch one is the vanes or like partitions, pre-fabricated partitions, spelled v-a-n-e-s. Um, sort of randomly scattered in vertical positions around a bunch of open cleared earth, like, as I mentioned they were like they were being put up for screens, maybe to obscure the view or something. A very random pattern and not much data in sketch one.
- Sketch two shows one of the workers erecting the vane, showing that, you know, he can lift up these pre-fab sections..and put in there.
- Uh, three is the view that I had when I was standing on the shiny metal sloping tube, as I described it. Uh, it was a.. like it's the tube, this big tube just sloped down into the ground.
- #13: You used the term cone shaped funnel.
- #31: Okay, this is the upside-down funnel. That's here in sketch three. Uh, that's the part, the funnel is the part I saw the first time through, and then when I came back at the end of the session then I realized that it was a, some sort of a shield-ing rain cover on top of a, uh..tank...storage tank, I'll call it. Okay, storage tank is inside this thing.
- #13: Yeah. Did you have a feel at all for the type of material that it was constructed of?
- #31: It was white, and I just, I don't know, I'd have to make a presumption if I was going to say that, I'd have to say that it was..you know what I mean.
- #13: Right.....

~~SECRET~~



~~SECRET~~

#31: Something I forgot to add here. In sketch three while I was...in sketch three to my left I started feeling like there was this overhang item, like some sort of a building structure front, and I started to get some overlay from a preceding session, about a large structure. This is the large looming.. structure.

#13: And this structure gave you the feeling of building or no?

#31: Yeah, building. Yeah, a large thing, like multi-stories, like ten stories type thing. Looming over my shoulder. And I sorta had to discard that because the session I did last week was involved in a very large, tall structure and I sort of figured that would be dabbling in overlay, so I sort of just mentioned it and then left, left it out. Three is taken as though I'm standing on the tube, the big sheet metal tube. And the vane, sketch one and sketch two is to the right. Okay? Off of sketch three here, it's in the right direction. And again, there's trees...two vanes and dirt and earthen area. Okay. That's three.

Now four is the overview at the very end of the session, when you had me go up and count the number of buildings and everything and look around. I had the feeling of a large radio type tower and a large building in the back. And then some four or five, total, what'd I say? Total, I said four or five. Uh, buildings around in somewhat of a regular pattern around the radio tower and the large building next to it. Uh, and then this whole thing is surrounded by a circular pattern of I don't know what. If it's just cleared ground, or..or if it's some sort of circular thing integral to that part. I don't know. You wanna say somethin'?

#13: Yeah. Is- are you saying that this big structure here in drawing four is possibly the same as this structure in drawing three?

#31: I'd say possibly, but I don't know that it is.

#13: Okay.

#31: I said, you know, possibly, but the, uh, I- the one in structure three, or one in sketch three, I sorta considered at the time that it was overlay. So I really didn't pay too much discreet attention to it. But the one in sketch four was observed as I was exiting the area. When I went up to about 10,000 feet I did see that there was something large in the back. Radio tower, four or five regularly shaped- like these buildings, small buildings are maybe two story buildings. And the big building is maybe a four or five story building. Let me write that in... And these are two, one to two story buildings. Okay?

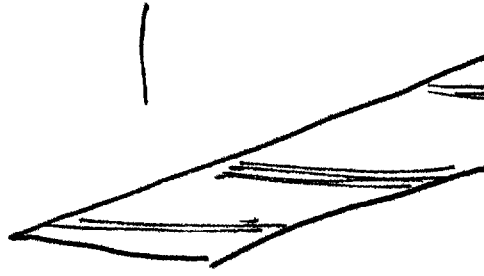

#13: Right. And this, as far as activity level in this area here-

~~SECRET~~

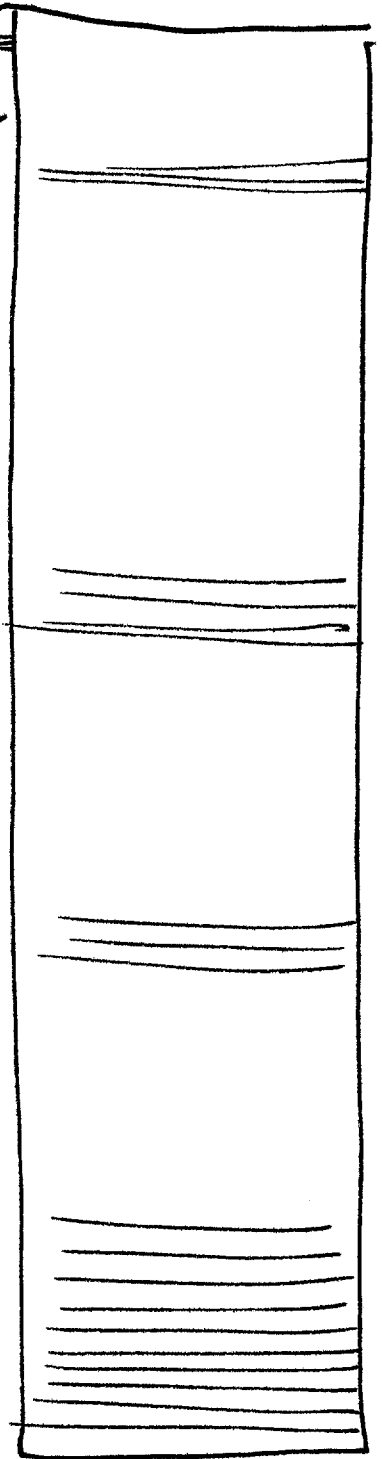
- #31: Uh, the activity question that you gave me I think pertained to when I was down mucking around the vanes or the walls or whatever the hell these things were. I don't know. That's a hard question to answer. Uh, the feeling I had is, all I can do is reiterate what I said in the session, and that is that I had the feeling that it was low, uh, routine, hum-drum, things proceeding according to plan. No big crunch, no big passion, no eagerness, no, no pressure of, god, we've gotta get this thing done, we gotta get it done yesterday type thing. None of that type pressure. Just, you know, methodical, proceeding as planned.
- #03: Kind o' like (omitted for security reasons).
- #31: Sort o' like Grill Flame, yeah. I mean we're so mellow, you know. Everything's mellow and laid back, you know. We don't have anybody pulling our chain or anything like that.
- #03: Right. Okay. You got anything else you wanna add to this?
- #31: No. That's it.
- #03: Okay. This will be the end of the session, and we're off tape here.

**TAB**

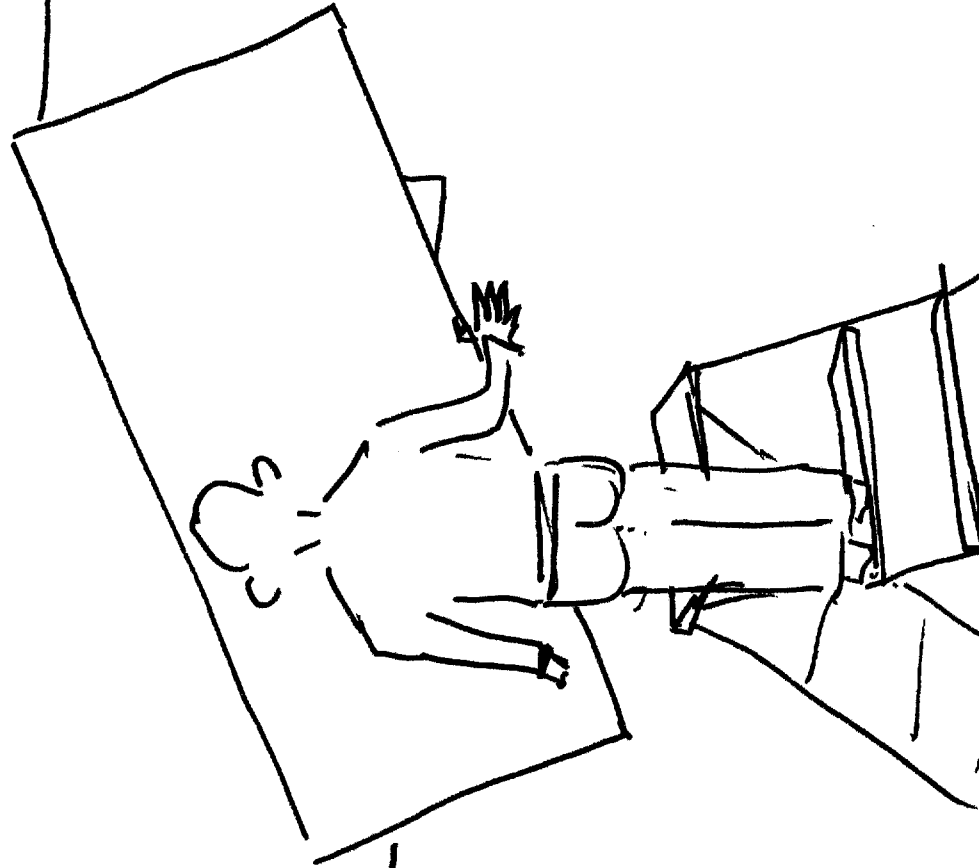
VANES - LIGHT SYNTHETIC PRE-FAB  
PARTITIONS ERECTED, APPARENTLY  
WITH LITTLE ORDER, OR TO  
OBSCURE THE VIEW

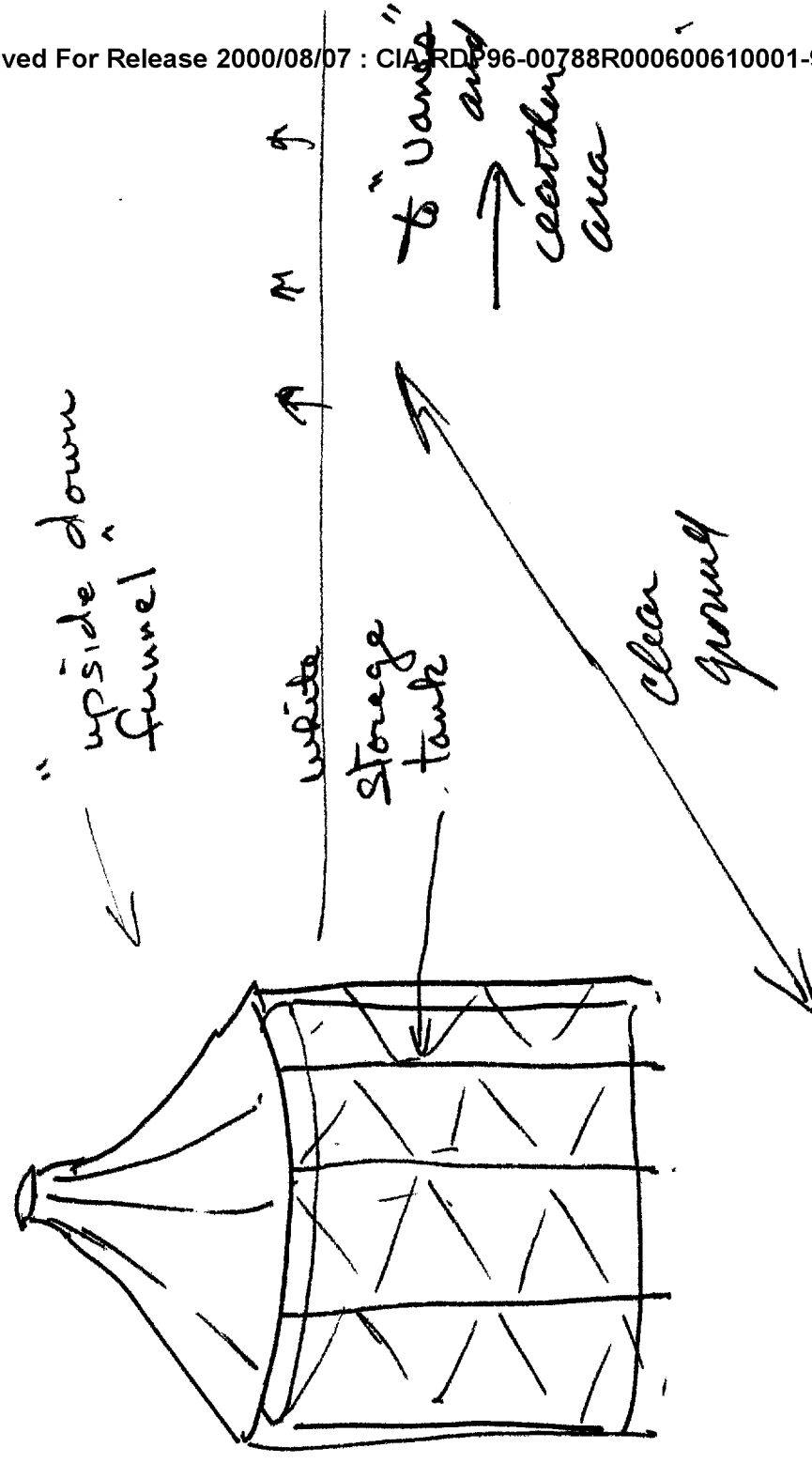


open east side like  
closed

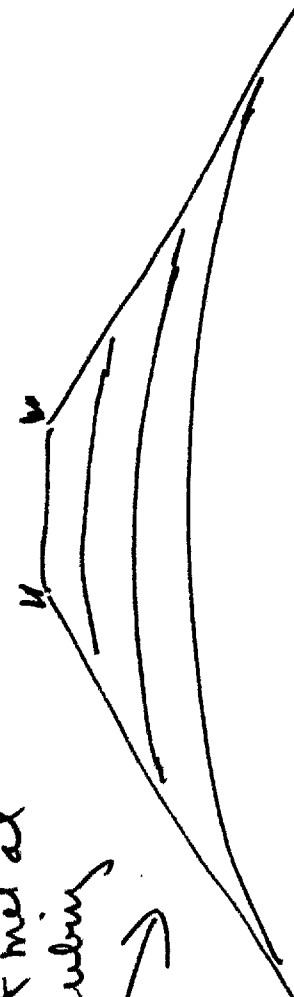


WORKER CONSTRUCTING A  
WALL



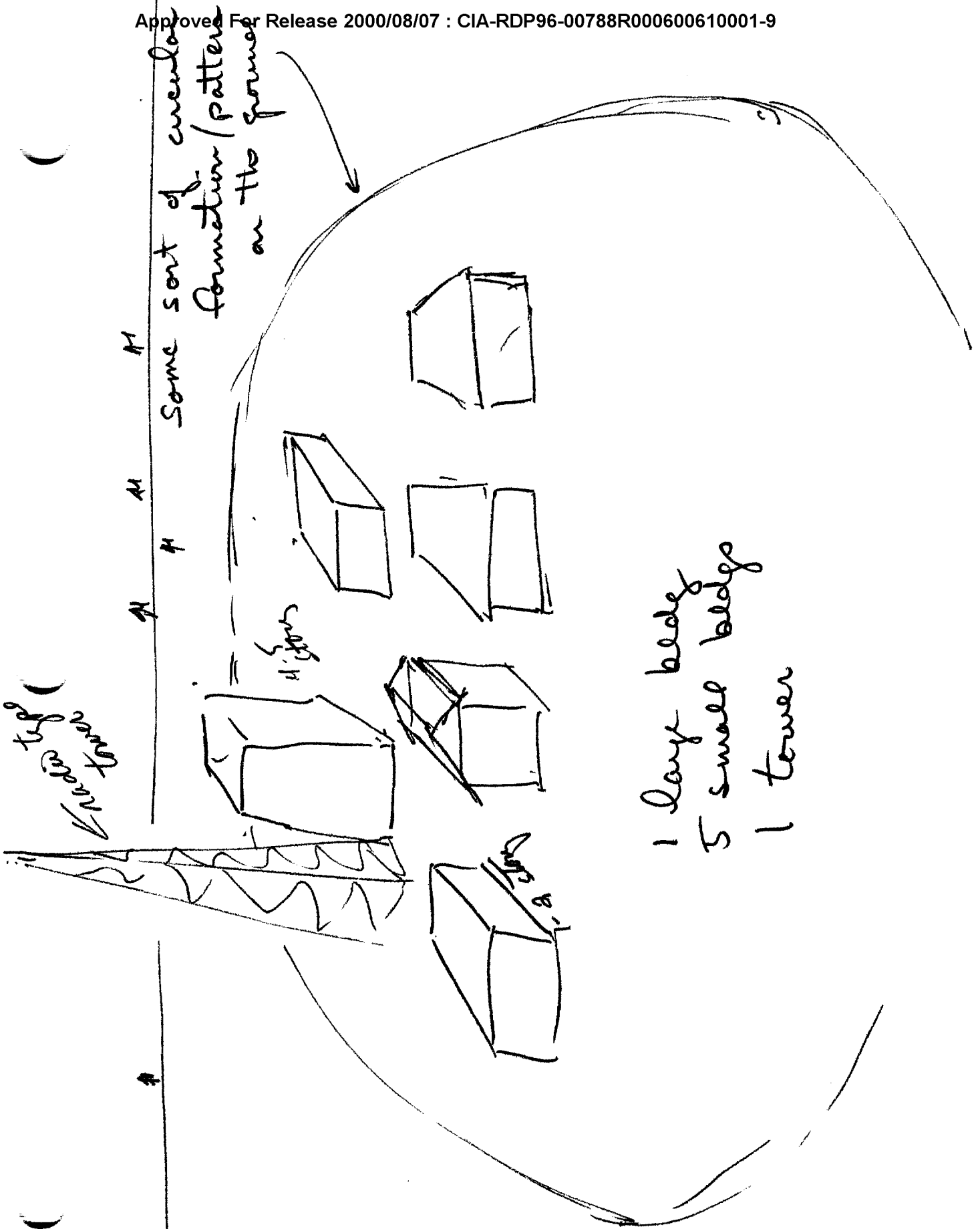


4' dia. sheet metal  
tubing  
slopes into ground



white storage tank

white



**TAB**



~~SECRET~~

TARGET CUING INFORMATION

REMOTE VIEWING (RV) SESSION DCC-63

1. (S/NOFORN) Prior to the session the remote viewer was given a sealed envelope containing the coordinate of the target area. At no time during the session was the envelope opened. No other data was provided to the remote viewer.
2. (S/NOFORN) During the session, the control room monitor (in-house project analyst) who had knowledge of the target area and maps of the target area, intermittently directed the interviewer to ask the remote viewer to elaborate on portions of the remote viewer's descriptions of the target area.

NOT RELEASABLE TO FOREIGN NATIONALS

~~SECRET~~

**TAB**

~~SECRET~~

ANALYST'S COMMENTS

REMOTE VIEWING (RV) SESSION DCC-63

TIME

0906 Are there any other structures in the area?

0909 Pursue the statements about the pipes.

0910 He appears to be at the POL pumping station. Move him 1.5 km NNW to the target site.

0922 Move him away from airfield back to area of antenni.

NOT RELEASABLE TO FOREIGN NATIONALS

~~SECRET~~