

~~SECRET~~

INSCOM
GRILL FLAME
PROGRAM

SESSION REPORT

CLASSIFIED BY: MSG, DAMI-ISH
051630Z JUL78
REVIEW ON: Feb 2002

NOT RELEASABLE TO FOREIGN NATIONALS

ORCON

GRILL FLAME

~~SECRET~~

~~SECRET~~

SUMMARY ANALYSIS

REMOTE VIEWING SESSION 861

1. (S/NOFORN) This report provides documentation of a remote viewing session conducted for training purposes only.
2. (S/NOFORN) The protocol used for this session is detailed in the document, Standard Remote Viewing Protocol (Local Target) by Harold E. Puthoff, and Russel Targ, November 1978.
3. (S/NOFORN) Following is a transcript of the viewer's impressions during the remote viewing session. At TAB A are drawings made by the remote viewer reference his impressions of the targeted site. At TAB B is the target cuing information.
4. (S/NOFORN) Post session analysis of target viewing indicates the viewer had a considerable amount of correlation. Viewer verbalization of target images improved during this session. The viewer was confused by his inability to differentiate between overlay and target sensations. This situation will improve with increased viewer confidence.

NOT RELEASABLE TO FOREIGN NATIONALS

~~SECRET~~

~~SECRET~~

TRANSCRIPT

REMOTE VIEWING SESSION 861

#66: This will be a remote viewing session for 1400 hours, 16 February 1982.

Relax now, relax, relax, relax, concentrate, concentrate and focus your attention, focus solely and completely on the target for this afternoon. Focus, focus now on #01 and #63. Explore the target with #01 and #63 and describe the target to me.

PAUSE

#25: Person outdoors...on a hill, Pine trees, skyline ✓
...

PAUSE

#66: Report.

#25: Symbol of a car. Symbol on a car...shield, a shield...cars all around.

#66: Describe your position of observation.

#25: Northwest...corner of a...there is a big tree...

#66: Describe #01's activity to me.

#25: Standing in a (mumble) fence post looking at cars...

#66: Describe #63's activity to me.

PAUSE

#25: Hand on a tree earlier. Now he's walking along that same fence.

#66: Move up over the target and describe the area to me.

PAUSE

~~SECRET~~

~~SECRET~~

#25: Intersection, Target's in the southwest...
corner of the intersection...white building
...old, gray roof.....

#66: Go on.

PAUSE

#25: Gravel.....

#66: Describe your present position of observation.

PAUSE

#25: Northwest corner of the intersection.

#66: Move up in the air now, 50 feet...up in the air
now 50 feet, face the target and describe the target
to me from 50 feet up...describe the target to me.

#25: Intersection...wide road, small road..wide road
goes north, south. I mean south, north.....
Another road cuts across it...northeast, southwest
...

#66: The target, tell me about the target.

#25: Wood fence....shabby building, white, cars (mumble)
front, woods behind it, field on southeast corner.

#66: Describe the size of building.

#25: Small, not square. I can't make out the shape.

#66: Describe the height of building.

#25: One story.

#66: I have no further questions concerning the target.
At this time feel free to comment without direction
concerning the target.

#25: During the cool down earlier heard somebody say
something about buying one of these.

#66: All right. Anything further?

#25: Nope.

#66: All right. Let's prepare now to draw the perceptions
you have.

~~SECRET~~

TAB

~~SECRET~~

REMOTE VIEWING SESSION 861

(DRAWING NARRATIVE)

#25: Okay. I'll begin with a description of the drawings. Drawing 1 is a very general image of what I first felt like was the target area. There were trees at the top...sort of a ridge line that went around in an L shaped, at least from my perspective, which was an X will be or an asterisk will be where I believe I was located.

The target was in a lower elevation and it was on the side of the ridge line or hill because there was an even lower elevation down over to the left of the page here.

The second drawing is a shield that I thought I saw on the front of the car. It had small animal figures over to one side. And, now that I've drawn this shield it doesn't really look like what I saw, and I'm not really sure I could draw it.. At this time I thought I...when I saw the shield, I thought I heard someone talking about buying one of these. I think they said something about buying one of these.

Drawing 3 is the intersection that was described with the cars in the lot. The gray roof of the white funny shaped building...I still don't know the shape of the building with the woods behind it. A big tree and a fence, wooden fence drawn in..... in the southwest corner of the intersection. On the top of the page in the southeast corner was an open field, and I must have described what was on the other corners, but I don't remember now what they were. But, they're probably on the tape from the session.

#66: Okay. Going back to picture 1, you have a ridge line there, and what was it you said about...something about...thata ridge line...did you look up to the trees.. I don't understand how you say that's ridge line. What was your perception?

~~SECRET~~

- #25: I was probably looking up because all I saw behind the trees was horizon, but that's analysis. I don't know. All I saw was the upper trees in the upper portion of my frame of vision I guess or frame of perception.
- #66: Okay. Let me talk for just a minute to explain to you the situation here. During the remote viewing process your responsibility, of course, is to report what you perceive, and part of my responsibility during operational remote viewing will be to direct you towards those critical intelligence estimates that are necessary. To do that during a session I have to know from where you are looking. That's why during our training exercises we always try to practice that, and eventually we will be able to communicate those things. So, now as the training continues here during this concept see if you can't elaborate on it just a little bit.
- #25: Okay. I don't believe I ever got an aerial view. I tried my best to get an aerial view and I think I created one and I don't really believe that I saw anything in an aerial view. I think I saw these trees about the level that they were. In other words, I was at about the same level of the trees, but I knew that in front of me there was lower elevation. It was downhill. The target was in front of me..... in between me and the trees, and my location is identified on drawing 1 by the asterisk. There with a field of view arrows sort of drawn in, but I think it was a ground elevation.
- #66: But, there was some sort of.....I have to take from your statement that there was a change of elevation at the target...a sloping of the ground, a mountain, a valley, type thing.....because you have said to me that you look up or you look down. Is there anything else you can add to that concept?
- #25: Nothing, except I believe I was at a higher elevation than...in this view...that my view was at the same level of the trees which was higher than the target, but, behind the target, and the target was at a lower elevation...not the lowest of the area...that it was sloping on the side of.....

~~SECRET~~

- #66: And, yet you don't call that an aerial view. You think that you were up maybe just a little bit.
- #25: Yes. Perhaps. I thought there was something behind me thought, that's why I don't think I was up. I had the impression that something was behind me.
- #66: All right. When you perceived the target you looked down upon it, but you can also look to the other side of it and see the ridge line of the trees?
- #25: Yes.
- #66: All right. Now, go to drawing 3.
- #25: I can't relate that to this because when I was looking at this I wasn't considering...had no impression of elevation, and that didn't come up.
- #66: What perspective do you see 3?
- #25: Well, see I've drawn it here, I think,.....
- #66: Did you see 3 or sense 3? Did you see drawing 3 or did you sense drawing 3.
- #25: I don't know. I had a tough time today. I felt like I was trying awfully hard and getting nothing each time I'd try. So, I can't really identify. Well, I saw one. I had an impression of sight with one, a vision thing. And, this one it might just be an impression of something else beside sight. I just.....
- #66: Okay. You talked about cars going by. Was that a sight thing or was that a hearing thing?
- #25: That was a sight. No hearing. A sight and a feeling.
- #66: I thought at one time, I quite didn't understand your voice but I thought at one time I heard you say roar or grumble or something.
- #25: I don't remember that.
- #66: Okay. It's on the tape and maybe that wasn't the right word. I couldn't understand it. Now,

- #25: No. I don't have any impression of any sound except for someone talking that once.
- #66: I'm trying to get you to kind of identify with the type of thing that you sense, feel and see, and so forth.
- #25: It was a sensation of something going by fast. Also, during the cool down period I had this sensation of things floating down in front of me like a Elm tree seed flutters down. Something like that. I don't know what they were. I didn't want to waste time and energy looking at those things.
- #66: Okay. Now, this drawing you've done in 3. Several times you've mentioned that drawing to me. I mean several times you mentioned that word intersection.
- #25: Yes. I think the intersection...I got a clear aerial of that, I guess. But, again like it wasn't the sight type of aerial. I mean...I've even drawn here where I think the road went.... one went off to angle and one came into it straight off the same road. Which I think now is kind of strange. I don't want to change the drawing to make it match with symmetry because it doesn't match with symmetry. It's not supposed to be that way. I don't believe that I can identify any of this as a vision except where you asked me where the outbounders was, one of the outbounders, and I said by a fence post, and I will now draw a arrow to that point where I saw him and a star.
- #66: In terms of looking now at your 3 drawings remembering what your image say, and you had to chose what was he looking at? Where was he facing?
- #25: End of the target.
- #66: Now, I'm forcing you into analysis. What would you name as being the target then, giving your drawing.
- #25: Okay. Now, I want to report some overlay that I had in the session. I didn't report it in the session, because I was trying hard to fight against getting it. I had a great problem fighting off

~~SECRET~~

the image of the foreign car dealer out here on 198, and that's what I think this is. But,..... that's drawing 1 that I just hit on the table. So, I'm tempted to name the target as a car lot.

#66: Okay. You named the target as a car lot because of your overlay. Armed only with your drawings...

#25: It's a building. I have no idea as to function except that it relates to cars. It might be a car lot, it might be a garage. It might be something to do with cars. That's all I can think of. I don't know what that is. I tried to say.....

#66: Okay. Look at the position of the beacon. Where is he in your picture?

#25: He's in the upper.

#66: And what's he doing? What's he near? What's he next to?

#25: A fence.

#66: Okay. What's on the other side of the fence?

#25: Cars.

#66: What's ...going the other way? He is outside of the fence and he would look over the fence and he would see some cars over there. And, if he would look the other way what would he see?

#25: Aha (affirmative) A road...an intersection..... If he looked...looking into the target from.....

#66: If he looks down across the fence which you're calling the target something on the other side of the fence, and if he looked the other way what would he see?

#25: An intersection. And what's up in this northeast corner.....got me.....I hope I said that on the tape because I don't remember now what was there.

#66: Okay. You had an overlay...you thought you might be looking at a used car lot...a foreign car lot on highway 198...


- ~~SECRET~~
- #25: Yeah. Then it changed to a car lot down in Crofton. But, I don't know.
- #66: Okay. You, of course, know what's happening inside your head when that goes on. You're comparing data of known car lots which you've seen all over the world.
- #25: Yeah. Well, there's just two. Yeah...those two. I think I have a vague impression of the one in Crofton.
- #66: Okay. You call that overlay. That's viable to you to identify with your feelings here. That's what I'm trying to do is get you aware of what's going on in your head.
- #25: I didn't have any problem with language today. I felt that was fairly easy. I was surprised that I had difficulty speaking today, because I felt like I was much more alert than my..... I think my voice indicated. I was not getting anything most of the time today.....I was trying to think nothing to push out overlay so that an image.....something that I could cling to..... would come in and nothing came in except the ridge line here with the trees..... the shield on the car.....and then all this was, I think, made from.....going back and sampling, going back and sampling, going back and sampling.....coming back, going back, coming and going to the area and sampling... And, part of it's.....a lot of it's overlay. I am sure.
- #66: Other than the overlay of your parking lot what goes on at the intersection at the target..... what goes on in drawing 3?
- #25: Cars go by. That's the only action. And, people look in here for some reason..... There's something to do with cars here and people are interested in looking at these cars. They might be for sale and they might just be there for people to look at or to be repaired.
- #66: Anything else?
- #25: No. I wanted to report the overlay. I didn't like the session. I had a tough time.

#66: Okay. You didn't like it but you've identified
 with your feelings and know some of the things
 that went on.

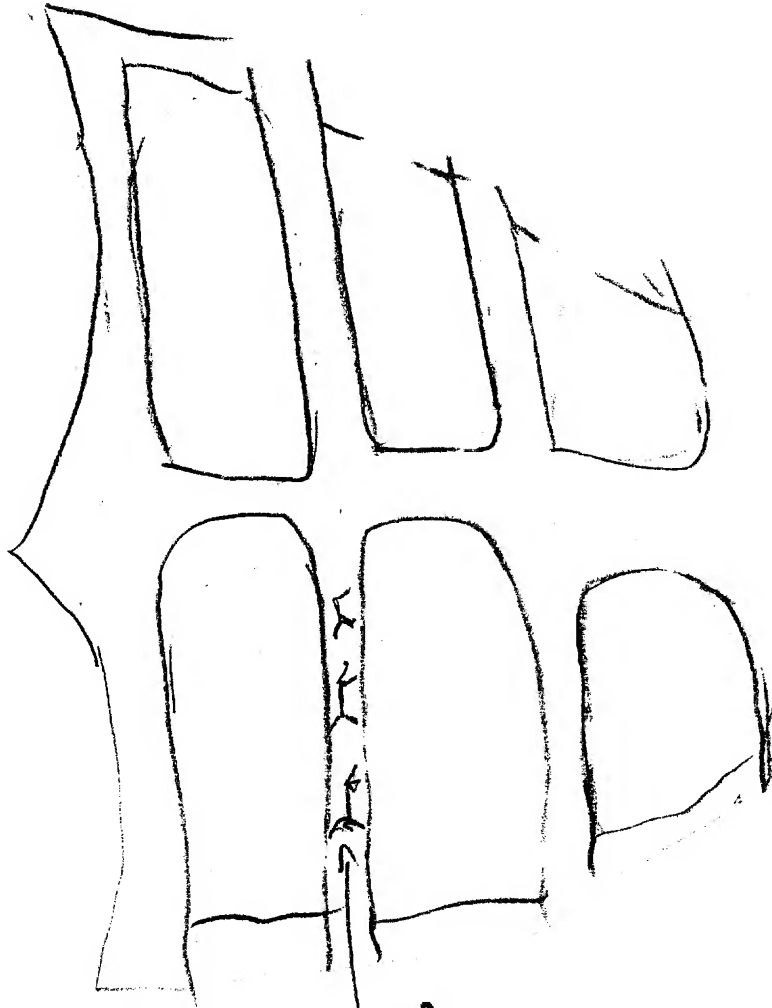
#25: Yeah.

#66: Okay. That'll do it.

~~SECRET~~



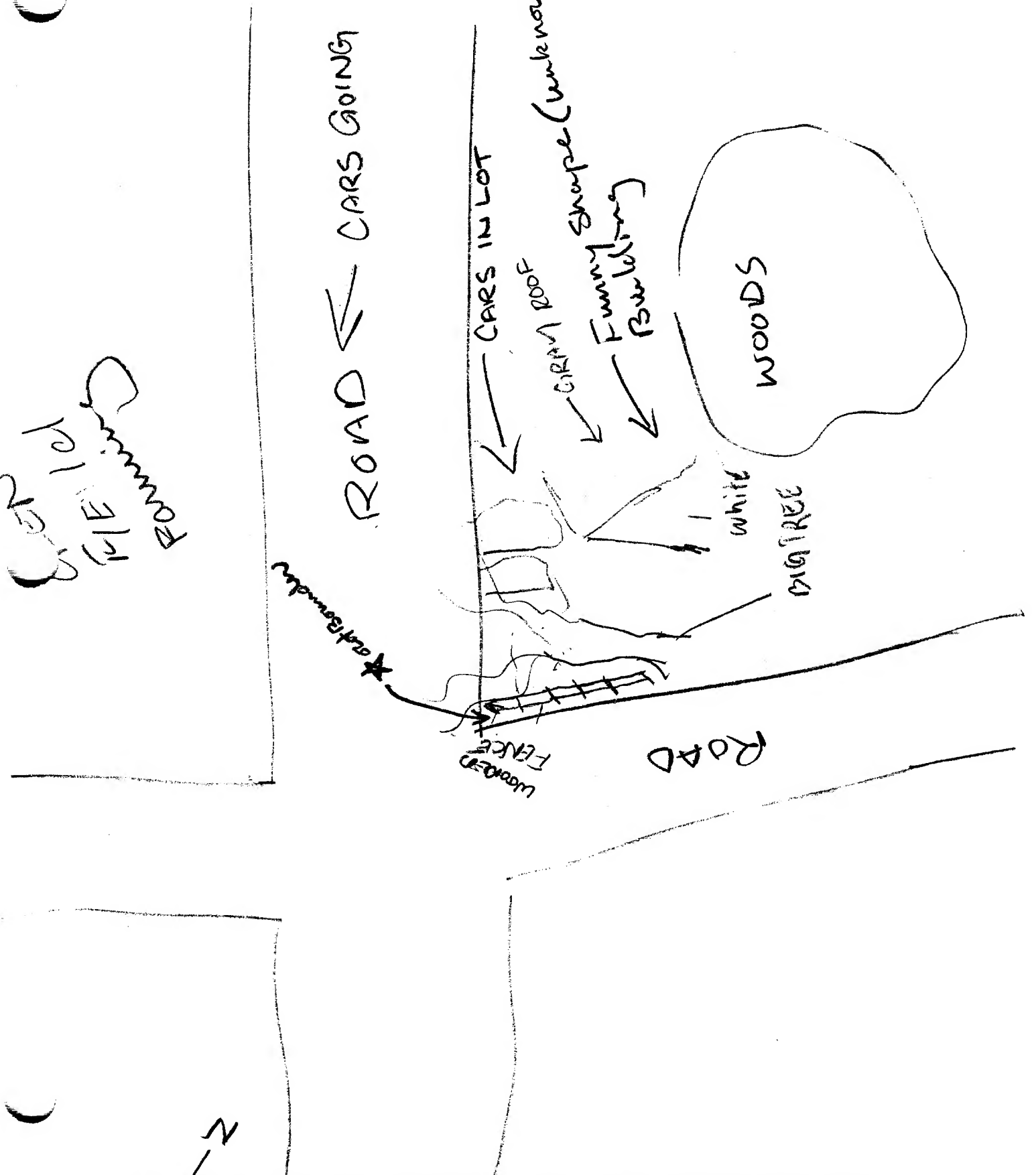
Shielded ON ACAR
Some said something about buying one of these



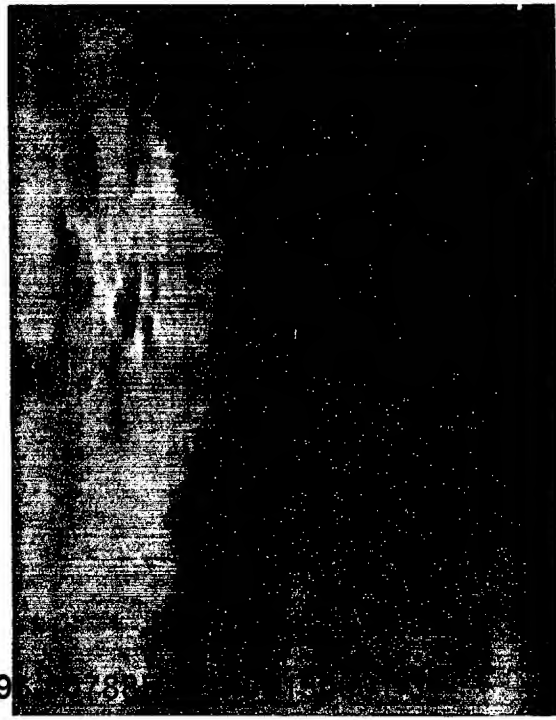



Small
ANIMAL
ENCLOSURE

(3)

could
find
room



TAB



TARGET: OVERPASS: Rte 198 AND
Baltimore - Washington Parkway

- PARK CAR AND observe traffic
from overpass

